

## Sanipull® Cleanable Replacement Pulls: Benefits, Features and Limitations



New 300 metre Reels

Sanipull® is a cleanable replacement pull system for switches commonly found in healthcare facilities, care homes, and public toilets, on lights, alarm stations, nurse calls, and patient lifts. Sanipull replaces unsanitary cords with a user-friendly vinyl ribbon profile pull and is a proven solution in over 1000 North American facilities (client list at [www.Sanipull.com](http://www.Sanipull.com)). It can be easily attached to any switch with an adaptor or removable Sanipull spring clip.

Sanipull's family of retrofit pull solutions provide superior value with 8 unique features.

**Cleanability:** Sanipull's 100% vinyl, 12 mm wide ribbon profile provides a durable, easy-to-clean surface. Sanitize by wiping or immersion with any commercial disinfectant solution.

**Aesthetics and Ergonomics:** Sanipull's easy-to-grasp profile and smooth surface are gentle on delicate skin. Unlike rigid pulls, which can be noisy when they strike walls, Sanipulls are supple and silent.

**Quick and Easy Installation:** Sanipull ribbon pulls can be supplied ready-to-install, or as bulk components, from which they can be assembled in less than a minute each, using just scissors and a single-hole, medium duty hand punch, by any layperson.

**Easy to See:** A wide profile and vivid colour (red, orange, or white), makes Sanipulls highly visible.

**Versatile Attachment to Fixtures:** Sanipulls offer easy attachment to any pull switch, i.e.; nurse call, emergency alarm, light, or patient lift. Ribbon is available in standard lengths of 1, 2 and 3 metres, or on bulk reels, and can be cut to optimal length with scissors if necessary. Two different adaptors are available for installation onto any switch:

**Spring Clip**, for easy removal and replacement  
**Clamshell Adaptor**, for aesthetic permanent attachment.



Clamshell

## Sanipull® Cleanable Replacement Pulls: Benefits, Features and Limitations

**Versatile Fittings:** Sanipulls can be equipped with one or more bangles for easy grasping, which can be adjusted for height, replaced or removed by any layperson. Special spring clips can be attached to the lower end for fastening to bed linen or bed rails. The easily-grasped ribbon can also be used without fittings. Bangles are designed to be manipulated by any size of hand and in spite of most disabilities. They comply with Code M of the British Building Code, and Health Technical Memorandum 0803.

**Durability:** Sanipulls are not disposable! Under normal usage conditions, we expect our pulls to last more than five years.

**Anti-ligature Option:** This safety enhancement provides weak zones every 15 cm along the length of the pull, that allow the ribbon to tear apart when pulled with a force greater than 12 +/- 1 kgf. (118 N ±10, temperature range 21°C to 24°C). It is an optional factory modification, of particular interest to healthcare facilities that wish to minimize the potential for a pull to be used as an instrument of violence. By the nature of the modification, anti-ligature pulls are less durable and our warranty only extends to the component hardware.



**Bangle**

### Installation Toolkit (Part No T1)

The Sanipull system is very easy to install. A simple toolkit is available which comprises bandage scissors and a hole punch of the correct size. When purchasing a 300 metre reel, the toolkit helps speed up installation.



**Bandage Scissors**



**6mm Hole Punch**

**Warranty:** Wilshire Works Inc. warrants that for a period of **five years** from the date of purchase, solid ribbons, attachment and bangle hardware will be free from defects in material and workmanship. Wilshire Works' warranty is limited to replacing, at its discretion, the defective pull or any component of the product during the warranty period. Wilshire Work's Inc. distributors do not have the right to alter, modify or in any way change the terms and conditions of this warranty. This warranty does not cover normal wear of the product or damage resulting from any of the following: negligent use or misuse of the product, or use contrary to the specified instructions. **Please note: Wilshire Works Inc. will not be held liable for death or damages directly or indirectly involving any Sanipull product.**

**Sanipull® Product Installation Guide**

**Sanipull™ Assembly Instructions**


**Attaching Ribbon to Fixture ( less than 30 seconds)**

- Tools required:** Tool Kit (Part No T1) or Bandage scissors and 6 mm (1/4") medium-duty hand punch.
- Withdraw from the reel sufficient Sanipull ribbon to reach 10 cm above the floor (HTM0803). At this length cut the ribbon with bandage scissors.
- A hole, 6 mm (1/4") from the end of the ribbon is required to anchor it to the adaptor. Use an existing hole, or create one with punch. Fit it over the open adaptor's lower boss as shown (fig 1).Close the lower door of the clamshell to secure the ribbon.(fig 2)
- If pull is to be attached directly to switch, remove original cord.
- If pull is to be attached to a cord, cut the cord with scissors, 10 cm or more from fixture. Tie a figure eight knot (fig 3) at the end of cord. Cut off excess cord. If the cord is nylon, heat or glue its end to prevent fraying.
- Position knot or switch "nib" in the clamshell adaptor (fig 4), taking care that it sits below the V-shaped notch. Close the adaptor upper door (fig 5).



(fig 1)

(fig 2)



(fig 3)




(fig 4)

(fig 5)

**Attaching a bangle ( less than 10 seconds)**

- Slide a cover (or two, if two bangles required) onto the ribbon from the bottom end (fig 6)
- Weave the ribbon around the central post of the bangle as shown, allowing at least 4 mm of ribbon to extend below the bottom post.(fig 7) (A bangle can also be installed mid-ribbon).
- Slide the cover over the posts to secure the bangle (fig 8)




(fig 6)

(fig 7)

(fig 8)

**Attaching a clip ( less than 10 seconds)**

- Punch a **hole**, about 6 mm (1/4") from the end of the ribbon, as an anchor point. Fit it over the open clasp's boss (fig 9)
- Close the clasp (fig 10)



(fig 9)

(fig 10)

**Sanitize Sanipulls with Radal Viroklenz QA or CD after installation to ensure a long lasting barrier against pathogens and clean regularly according to facility housekeeping policy**

## 2010 Sanipull Price Matrix and Product Codes, UK

### Precut Ribbons

Cleanable vinyl ribbon pulls in white, orange, red or blue (add W, O, R, or B at the end of the order code) complete with clamshell fitting packaged individually. Cut to exact length with scissors if necessary when installing.

Order Code	Product Description	RRP
SP1S	1 metre ribbon, standard	£4.08
SP1AL	1 metre ribbon, anti-ligature	£4.46
SP2S	2 metre ribbon, standard	£5.73
SP2AL	2 metre ribbon, anti-ligature	£6.51
SP3S	3 metre ribbon, standard	£7.39
SP3AL	3 metre ribbon, anti-ligature	£8.56



clamshell

### Ribbon in Spools

Cleanable vinyl ribbon pulls in white, orange, red or blue (add W, O, R, or B at the end of the order code)

Order Code	Product Description	RRP
S300S	300 metres Sanipull standard ribbon on a reel	£497.40
S300AL	300 metres Sanipull anti-ligature ribbon on a reel	£613.80



bangle

### Component Fittings

Adaptors attach pulls to existing fixtures. Bangles are handles attachable anywhere on the ribbon. Clips can attach to either end.

Order Code	Product Description	RRP
CLAM	Clamshell adaptor for aesthetic attachment to fixture. White, Orange or Red	£1.52
CLIP	Clip for attachment to fixture, sheet, bed rail or pull ribbon. White only	£1.40
BANGLE	Bangle for accessible handle anywhere on ribbon. Orange or Red only.	£1.54



clip

### Installation Tools

Medium-duty tool set for installation of ribbons

Order Code	Product Description	RRP
T1	Tool set for installation	£10.00



clip

### Important Product Notes on Anti-Ligature Option

Where the risk of entanglement and/or strangulation is a concern, all Sanipull ribbons are available with anti-ligature patient safety breakaway protection designed to break apart at a weak zone when a force of 13Kg ± 1Kg. The ribbon is manufactured with a series of 8mm holes every 15cm along its length to achieve this safety precaution. This modification results in the anti-ligature versions not being as durable as the standard product therefore our warranty only extends to the component fittings. Please note that we will not be held liable for death or damages directly or indirectly involving a Sanipull product.

**Hot Stamped Branding: Bespoke logos, text or branding can be impressed into pre-cut ribbons. Contact us for details.**